

ENVIRONMENTAL PRODUCT DECLARATION

in accordance with ISO 14025 and EN 15804 +A2

Bossong SpA

BCR POLY-SF

Plants Via

Enrico Fermi 49/51, 24050 Grassobbio (BG) via G. Falcone
1 24050 Zanica (BG)

Program Operator

EPDItaly

Publisher

EPDItaly

Declaration Number

POLY01

Registration number

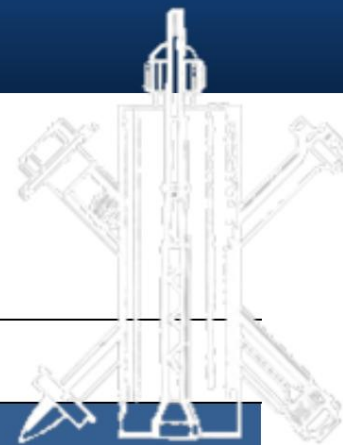
EPDITALY0555

UNCPC Code 354



Release date 02/13/2024

Valid until 02/13/2029



GENERAL INFORMATION

EPD OWNER	Bossong SpA Via Enrico Fermi 49/51, 24050 Grassobbio (BG)
PRODUCTION SITE	Via Enrico Fermi 49/51, 24050 Grassobbio (BG) Via Giovanni Falcone 1, 24050 Zanica (BG)
FIELD OF APPLICATION	This EPD refers to 1 kg of chemical anchor from the POLY-SF family, a family of two-component styrene-free polyester resins, specifically designed for medium-heavy loads in fixings on concrete, solid masonry and perforated bricks. The products covered by the declaration are BCR 300 POLY-SF and BCR 400 POLY-SF.
PROGRAM OPERATOR EPDItaly	This declaration has been developed following the general instructions of the EPD Italy program.
VERIFY INDEPENDENT	Independent verification of the declaration and data carried out according to ISO 14025:2010 Internal External Third party verification performed by: ICMQ SpA, via De Castillia, 10 - 20124 Milan (www.icmq.it). Accredited by Accredia.
UNCPC CODE	354: Chemical products nec.
PCR AND REGULATION OF REFERENCE	EPDItaly Regulation rev. 6.0 published on 30/10/2023, available on the website www.epditaly.it . PCR ICMQ-001/15 rev. 3 Construction products and construction services, EPDItaly. Date of issue: 02/12/2019. EN 15804:2012+A2:2019 – Sustainability of construction. Environmental Product Declarations. Key development rules for product category – represents the framework reference for PCR (EN 15804:2012+A2:2019).
COMPARABILITY'	Environmental declarations published within the same product category, but from different programmes, may not be comparable. In particular, EPDs for construction products may not be comparable if they do not comply with EN 15804:2012+A2:2019.
RESPONSIBILITY'	Bossong SpA exonerates EPDItaly from any non-compliance with environmental legislation. The holder of the declaration will be responsible for the information and supporting evidence; EPDItaly declines any responsibility regarding the manufacturer's information, data and results of the life cycle assessment.
COMPANY CONTACTS	Valerio Ruggeri Bossong SpA Headquarters & Registered Office: Via Enrico Fermi 49/51, 24050 Grassobbio (BG), info@bossong.com Federica Gilardelli, Michele Caimi, LCA Practitioners, Greenwich Srl
TECHNICAL CONTACT	Headquarters: Via Presolana 2/4, 24030 Medolago (BG) Registered office: Via Vittorio Emanuele II 179, 24033 Calusco d'Adda – Bergamo. tecnicog4@greenwichsrl.it

THE COMPANY



Founded by Carl Bossong in 1937 in Bavaria and subsequently acquired in 1962 by the Taddei family, Bossong SpA is positioned as one of the leading international companies in the production of fastening systems for the construction sector.

The plants, distributed between the main headquarters in Grassobbio (BG), the logistics centre in Zanica (BG) and the branch in Rome (RM), occupy a total surface area of 5,200 square metres. This multifunctional space, designed to house offices, production departments, a tool maintenance workshop, a testing and inspection room, together with a chemical laboratory, also boasts a 1,000 square meter roof equipped with photovoltaic panels.

These photovoltaic modules have the capacity to produce nearly 200,000 kilowatt hours per year, thanks to a power of approximately 140 kilowatts, highlighting the company's constant commitment to adopting an ecological and sustainable perspective.

Research & Development activities, constantly strengthened over the years, represent one of the distinctive elements of Bossong SpA. In fact, the company dedicates significant resources to the development of innovative solutions for both mechanical and chemical systems, including anchors, nails, resins and machinery used in fastening operations. Thanks to this expertise, the company also supports customers by offering technical support and consultancy in the selection of the fastening product best suited to the specific applications required, designing customized solutions for particular and complex situations.



EPD type	Product Specific EPD. From Cradle to Gate with C1-C4 Modules and module D" (A1-A3+C1-C4+D)
Geographical validity	Global, considered the reference market. The production site is located in Grassobbio (BG) and Zanica (BG)
Reference year	2022. General data between 2010 and 2020
Databases used:	Ecoinvent 3.9.1
Software:	SimaPro 9.5.0.1
Declared Unity	1 kg
Allocation	On a mass basis (quantities produced)

Exclusion Rules and Cut Off

Exclusions:

- staff movements;
- ordinary and extraordinary maintenance;
- manufacture of equipment used in production, buildings or any other goods patrimonial;
- research and development activities;
- long-term emissions.

Cut off

- ÿ 0.61% of the weight of the recipe.

Data quality

UPSTREAM Phase:

- Site-specific data regarding weight, quantity, raw materials and waste;

CORE Phase:

- Site specific data;

Energy mix in Phase A3: on-site photovoltaic owned by the Company (GWP-GHG 0.083 kg CO₂ eq/kWh) and national energy system (Residual energy mix GWP-GHG 0.615 kg CO₂ eq/kWh).

General data

Criteria of:

- geographical equivalence;
- technological equivalence;
- equivalence with respect to the system boundaries.

Disposal scenarios

According to NPCR 009 Part B for Technical – Chemical products for the building- and construction industry version 3.0.

Proxy data

Other ingredients: chemical compounds.



BCR POLY SF is a two-component, styrene-free polyester resin, specifically designed for medium-heavy loads in fixings on concrete, solid masonry and perforated bricks.



POLY SF is available in two formats: BCR 300 POLY SF containing 300 ml of applicable resin and BCR 400 POLY FS containing 400 ml.

Product Compositions

BOSSONG BCR POLY SF - 300 and 400 ml	
COMPONENT A (RESIN)	weight % range
POLYESTER RESIN WITHOUT STYRENE	30-40
MINERAL FILLERS	50-70
OTHER COMPONENTS/ADDITIVES	<5
COMPONENT B (ACTIVATOR)	range % weight
DIBENZOYL PEROXIDE	10-15
MINERAL FILLERS	50-80
OTHER COMPONENTS/ADDITIVES	10-20
PACKAGING	weight % range
PLASTIC PACKAGING	10-15
CARDBOARD PACKAGING	<2

PRODUCTS



COV CLASSIFICATION



INSTALLAZIONE
INSTALLATION
INSTALLATION



TEMPERATURE DI ESERCIZIO
SERVICE TEMPERATURES
TEMPÉRATURES DE TRAVAIL
TEMPERATURBESTÄNDIGKEIT
NACH AUSHÄRTUNG



MATERIALE BASE CONSIGLIATO
BASE MATERIAL SUGGESTED
MATERIAL DE BASE SUGERÉE
EMPFOHLENES MATERIAL



CALCESTRUZZO
CONCRETE
BETON
BETON



PRESENZA D'ACQUA
WATER IN PLACE
EAU SUR PLACE
WASSER IN PLAZ



TEMPO DI LAVORABILITÀ E DI MESSA IN CARICO
OPEN TIME AND CURING TIME
TEMPS DE MANIPULATION ET DE CHARGE
VERARBEITUNGSZEIT UND AUSHÄRTEZEIT

20°C
6 min
45 min

CARICO
LOAD
CHARGE
LAST



STOCCAGGIO
STORAGE
STOCKAGE
LAGERUNG


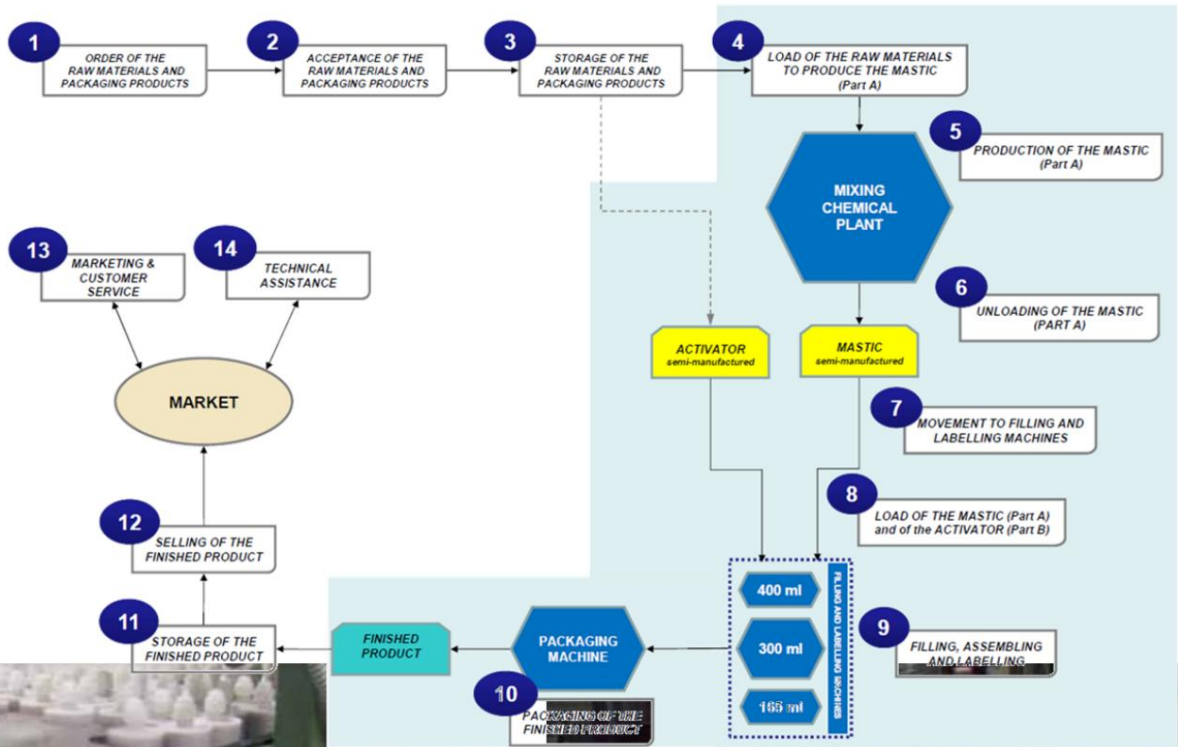


+ 30°C
+ 5°C

PRODUCTION PROCESS

POLY SF anchors are produced at the Grassobbio (BG) plant:

1. Acquisition of raw materials
2. Loading of the recipe via hoppers into the chemical mixing plant
3. Chemical mixing according to the prescribed composition
4. Packaging of the mastic obtained together with the semi-finished activator
5. Final stages of closing, labelling and packaging of the finished product
6. Storage at the Zanica (BG) site and shipping to the final consumer.



RESULTS - Environmental impact indicators

BCR POLY-SF 300

Indicator	UM	A1	A2	A3	A1-A3	C1	C2	C3	C4	C1-C4	D
MAIN INDICATORS											
GWP Total Kg CO ₂ eq GWP-fossil		2.06E+00	5.67E-02	5.67E-01	2.68E+00	4.21E-03	7.83E-03	0.00E+00	2.86E-01	2.98E-01	-4.90E-01
Kg CO ₂ eq GWP-biogenic Kg CO ₂ eq		2.15E+00	5.67E-02	5.76E-01	2.78E+00	4.20E-03	7.83E-03	0.00E+00	1.46E-01	1.58E-01	-4.85E-01
GWP-land use Kg CO ₂ eq ODP Kg		-8.90E-02	1.71E-05	-9.80E-03	-9.88E-02	8.02E-07	2.38E-06	0.00E+00	1.34E-01	1.34E-01	-4.08E-03
CFC11 eq AP Mol H+ eq.		1.18E-03	1.08E-06	4.68E-04	1.65E-03	1.69E-07	1.50E-07	0.00E+00	4.96E-06	5.28E-06	-2.74E-04
		1.80E-07	1.19E-09	8.54E-09	1.90E-07	6.48E-11	1.65E-10	0.00E+00	2.15E-10	4.45E-10	-4.52E-08
		9.51E-03	1.39E-04	1.54E-03	1.12E-02	3.93E-05	1.99E-05	0.00E+00	9.15E-05	1.51E-04	-1.90E-03
EP-freshwater Kg P eq.		6.26E-05	4.31E-08	6.82E-06	6.95E-05	3.52E-09	6.00E-09	0.00E+00	6.40E-07	6.50E-07	-1.02E-05
EP-marine Kg N eq.		2.61E-03	5.37E-05	3.64E-04	3.02E-03	1.85E-05	7.78E-06	0.00E+00	2.56E-04	2.83E-04	-3.21E-04
EP-terrestrial Mol N eq.		2.06E-02	5.69E-04	3.39E-03	2.45E-02	2.01E-04	8.24E-05	0.00E+00	3.94E-04	6.77E-04	-3.50E-03
POCP Kg NMVOC eq.		7.45E-03	2.25E-04	1.62E-03	9.29E-03	5.91E-05	3.21E-05	0.00E+00	1.56E-04	2.48E-04	-1.67E-03
ADPF (2)	MJ	4.08E+01	7.30E-01	1.36E+01	5.52E+01	5.41E-02	1.02E-01	0.00E+00	1.22E-01	2.78E-01	-9.29E+00
ADPE (2)	Kg Sb eq. m3 world eq deprived	4.41E-07	1.89E-09	2.33E-08	4.66E-07	1.73E-10	2.62E-10	0.00E+00	8.89E-10	1.32E-09	-9.80E-08
Water Use (2)		1.56E+00	6.71E-04	2.91E-01	1.85E+00	6.97E-05	9.34E-05	0.00E+00	3.53E-03	3.69E-03	-3.45E-01
ADDITIONAL INDICATORS											
PM	disease inc.	1.05E-07	3.14E-09	1.50E-08	1.23E-07	1.11E-09	5.10E-10	0.00E+00	2.56E-09	4.18E-09	-2.33E-08
IRP (1)	kBq U235 eq.	4.57E-02	1.16E-04	6.96E-03	5.27E-02	6.36E-06	1.62E-05	0.00E+00	1.42E-04	1.65E-04	-9.50E-03
ETP-fw (2)	CTUe	4.83E+01	3.50E-01	8.54E-01	4.95E+01	2.66E-02	4.95E-02	0.00E+00	7.71E-01	8.47E-01	-1.09E+01
HTP-nc (2)	CTUh	5.87E-08	4.49E-10	1.76E-09	6.09E-08	2.27E-11	7.06E-11	0.00E+00	8.46E-10	9.39E-10	-1.35E-08
HTP-c (2)	CTUh	8.80E-10	3.59E-12	6.78E-11	9.52E-10	2.31E-13	5.28E-13	0.00E+00	3.46E-11	3.54E-11	-2.11E-10
SQP (2)	Pt	8.29E+00	1.39E-03	1.84E+00	1.01E+01	1.02E-04	1.93E-04	0.00E+00	1.79E-01	1.80E-01	-5.61E-01
CONSUMPTION OF RESOURCES											
PEARS	MJ	3.24E+00	1.92E-03	4.65E-01	3.71E+00	1.05E-04	2.67E-04	0.00E+00	4.26E-03	4.63E-03	-3.25E-01
PERM	MJ	2.05E-01	0.00E+00	4.46E-01	6.52E-01	0.00E+00	0.00E+00	0.00E+00	0.00E+00	0.00E+00	0.00E+00
PERT	MJ	3.45E+00	1.92E-03	9.12E-01	4.36E+00	1.05E-04	2.67E-04	0.00E+00	4.26E-03	4.63E-03	-3.25E-01
PENRE	MJ	4.04E+01	7.74E-01	1.38E+01	5.50E+01	5.74E-02	1.08E-01	0.00E+00	1.26E-01	2.91E-01	-9.65E+00
PENRM	MJ	1.05E+01	0.00E+00	6.49E+00	1.70E+01	0.00E+00	0.00E+00	0.00E+00	0.00E+00	0.00E+00	0.00E+00
PENRT	MJ	4.39E+01	7.76E-01	1.47E+01	5.93E+01	5.75E-02	1.08E-01	0.00E+00	1.30E-01	2.96E-01	-9.98E+00
SM	Kg	0.00E+00	0.00E+00	0.00E+00	0.00E+00	0.00E+00	0.00E+00	0.00E+00	0.00E+00	0.00E+00	0.00E+00
RSF	MJ	0.00E+00	0.00E+00	0.00E+00	0.00E+00	0.00E+00	0.00E+00	0.00E+00	0.00E+00	0.00E+00	0.00E+00
NRSF	MJ	0.00E+00	0.00E+00	0.00E+00	0.00E+00	0.00E+00	0.00E+00	0.00E+00	0.00E+00	0.00E+00	0.00E+00
FW	m3	4.07E-02	3.05E-05	5.15E-03	4.59E-02	2.69E-06	4.25E-06	0.00E+00	9.34E-05	1.00E-04	-8.65E-03

WASTE PRODUCTION AND OUTPUT FLOWS

HWD	kg	4.96E-05	4.82E-06	1.95E-05	7.39E-05	3.61E-07	6.70E-07	0.00E+00	7.19E-07	1.75E-06	-9,13E-06
NHWD	kg	6,80E-02	3.56E-05	2,50E-02	9.31E-02	3.99E-06	4.95E-06	0.00E+00	9.96E-01	9.96E-01	-9.84E-03
RWD	kg	3.63E-05	6.26E-08	5.52E-06	4.19E-05	2.63E-09	8.71E-09	0.00E+00	9.05E-08	1.02E-07	-7.01E-06
CRU	kg	0.00E+00	0.00E+00	0.00E+00	0.00E+00	0.00E+00	0.00E+00	0.00E+00	0.00E+00	0.00E+00	0.00E+00
MFR	kg	0.00E+00	0.00E+00	1.51E-01	1.51E-01	0.00E+00	0.00E+00	1.00E-01	0.00E+00	1.00E-01	0.00E+00
WED	kg	0.00E+00	0.00E+00	0.00E+00	0.00E+00	0.00E+00	0.00E+00	0.00E+00	0.00E+00	0.00E+00	0.00E+00
EEE	MJ	0.00E+00	0.00E+00	0.00E+00	0.00E+00	0.00E+00	0.00E+00	0.00E+00	0.00E+00	0.00E+00	0.00E+00
EET	MJ	0.00E+00	0.00E+00	0.00E+00	0.00E+00	0.00E+00	0.00E+00	0.00E+00	0.00E+00	0.00E+00	0.00E+00

BCR POLY-SF 400

Indicator	UM	A1	A2	A3	A1-A3	C1	C2	C3	C4	C1-C4	D
MAIN INDICATORS											
GWP Total	Kg CO2eq	2.06E+00	5.32E-02	5.57E-01	2.67E+00	4,21E-03	7,83E-03	0.00E+00	2,98E-01	3,10E-01	-4,90E-01
GWP-fossil	Kg CO2eq	2.15E+00	5.32E-02	5.68E-01	2.77E+00	4,20E-03	7,83E-03	0.00E+00	1,49E-01	1,61E-01	-4,85E-01
GWP-biogenic	Kg CO2eq	-8,90E-02	1,60E-05	-1,25E-02	-1,01E-01	8,02E-07	2,38E-06	0.00E+00	1,43E-01	1,43E-01	-4,08E-03
GWP-land use	Kg CO2eq	1,18E-03	1,01E-06	6,48E-04	1,83E-03	1,69E-07	1,50E-07	0.00E+00	5,08E-06	5,40E-06	-2,74E-04
ODP	eq Mol H+ eq.	1,80E-07	1,11E-09	8,96E-09	1,90E-07	6,48E-11	1,65E-10	0.00E+00	2,25E-10	4,55E-10	-4,52E-08
AP		9,51E-03	1,30E-04	1,52E-03	1,12E-02	3,93E-05	1,99E-05	0.00E+00	9,43E-05	1,53E-04	-1,90E-03
EP-freshwater	Kg P eq.	6,26E-05	4,04E-08	6,27E-06	6,89E-05	3,52E-09	6,00E-09	0.00E+00	6,77E-07	6,87E-07	-1,02E-05
EP-marine	Kg N eq.	2,61E-03	5,04E-05	3,65E-04	3,02E-03	1,85E-05	7,78E-06	0.00E+00	2,65E-04	2,91E-04	-3,21E-04
EP-terrestrial	Mol N eq.	2,06E-02	5,34E-04	3,41E-03	2,45E-02	2,01E-04	8,24E-05	0.00E+00	4,05E-04	6,89E-04	-3,50E-03
POCP	Kg NMVOC eq.	7,45E-03	2,11E-04	1,62E-03	9,27E-03	5,91E-05	3,21E-05	0.00E+00	1,61E-04	2,52E-04	-1,67E-03
ADPF (2)	MJ	4,08E+01	6,85E-01	1,36E+01	5,51E+01	5,41E-02	1,02E-01	0.00E+00	1,26E-01	2,81E-01	-9,29E+00
ADPE (2)	Kg Sb eq. m3 world eq deprived	4,41E-07	1,77E-09	2,01E-08	4,63E-07	1,73E-10	2,62E-10	0.00E+00	9,34E-10	1,37E-09	-9,80E-08
Water Use (2)		1,56E+00	6,30E-04	2,91E-01	1,85E+00	6,97E-05	9,34E-05	0.00E+00	3,74E-03	3,90E-03	-3,45E-01
ADDITIONAL INDICATORS											
PM	disease inc.	1,05E-07	2,94E-09	1,50E-08	1,23E-07	1,11E-09	5,10E-10	0.00E+00	2,65E-09	4,27E-09	-2,33E-08
IRP (1)	kBq U235 eq.	4,57E-02	1,09E-04	6,99E-03	5,28E-02	6,36E-06	1,62E-05	0.00E+00	1,46E-04	1,68E-04	-9,50E-03
ETP-fw (2)	CTUe	4,83E+01	3,28E-01	9,23E-01	4,95E+01	2,66E-02	4,95E-02	0.00E+00	8,00E-01	8,76E-01	-1,09E+01
HTP-nc (2)	CTUh	5,87E-08	4,21E-10	1,75E-09	6,08E-08	2,27E-11	7,06E-11	0.00E+00	8,93E-10	9,86E-10	-1,35E-08
HTP-c (2)	CTUh	8,80E-10	3,37E-12	6,83E-11	9,52E-10	2,31E-13	5,28E-13	0.00E+00	3,68E-11	3,76E-11	-2,11E-10
SQP (2)	Pt	8,29E+00	1,30E-03	2,27E+00	1,06E+01	1,02E-04	1,93E-04	0.00E+00	1,81E-01	1,81E-01	-5,61E-01

CONSUMPTION OF RESOURCES											
PEARS	MJ	3.24E+00	1.80E-03	5.61E-01	3.81E+00	1.05E-04	2.67E-04	0.00E+00	4.38E-03	4.75E-03	-3.25E-01
PERM	MJ	2.05E-01	0.00E+00	6.29E-01	8.34E-01	0.00E+00	0.00E+00	0.00E+00	0.00E+00	0.00E+00	0.00E+00
PERT	MJ	3.45E+00	1.80E-03	1.19E+00	4.64E+00	1.05E-04	2.67E-04	0.00E+00	4.38E-03	4.75E-03	-3.25E-01
PENRE	MJ	4.04E+01	7.26E-01	1.35E+01	5.46E+01	5.74E-02	1.08E-01	0.00E+00	1.30E-01	2.95E-01	-9.65E+00
PENRM	MJ	1.05E+01	0.00E+00	6.49E+00	1.70E+01	0.00E+00	0.00E+00	0.00E+00	0.00E+00	0.00E+00	0.00E+00
PENRT	MJ	4.39E+01	7.28E-01	1.47E+01	5.93E+01	5.75E-02	1.08E-01	0.00E+00	1.34E-01	2.99E-01	-9.98E+00
SM	Kg	0.00E+00	0.00E+00	0.00E+00	0.00E+00	0.00E+00	0.00E+00	0.00E+00	0.00E+00	0.00E+00	0.00E+00
RSF	MJ	0.00E+00	0.00E+00	0.00E+00	0.00E+00	0.00E+00	0.00E+00	0.00E+00	0.00E+00	0.00E+00	0.00E+00
NRSF	MJ	0.00E+00	0.00E+00	0.00E+00	0.00E+00	0.00E+00	0.00E+00	0.00E+00	0.00E+00	0.00E+00	0.00E+00
FW	m3	4.07E-02	2.86E-05	4.77E-03	4.55E-02	2.69E-06	4.25E-06	0.00E+00	9.87E-05	1.06E-04	-8.65E-03
WASTE PRODUCTION AND OUTPUT FLOWS											
HWD	kg	4.96E-05	4.52E-06	2.02E-05	7.43E-05	3.61E-07	6.70E-07	0.00E+00	7.42E-07	1.77E-06	-9.13E-06
NHWD	kg	6.80E-02	3.34E-05	2.58E-02	9.39E-02	3.99E-06	4.95E-06	0.00E+00	1.00E+00	1.00E+00	-9.84E-03
RWD	kg	3.63E-05	5.87E-08	5.15E-06	4.15E-05	2.63E-09	8.71E-09	0.00E+00	9.29E-08	1.04E-07	-7.01E-06
CRU	kg	0.00E+00	0.00E+00	0.00E+00	0.00E+00	0.00E+00	0.00E+00	0.00E+00	0.00E+00	0.00E+00	0.00E+00
MFR	kg	0.00E+00	0.00E+00	1.51E-01	1.51E-01	0.00E+00	0.00E+00	1.00E-01	0.00E+00	1.00E-01	0.00E+00
WED	kg	0.00E+00	0.00E+00	0.00E+00	0.00E+00	0.00E+00	0.00E+00	0.00E+00	0.00E+00	0.00E+00	0.00E+00
EEE	MJ	0.00E+00	0.00E+00	0.00E+00	0.00E+00	0.00E+00	0.00E+00	0.00E+00	0.00E+00	0.00E+00	0.00E+00
EET	MJ	0.00E+00	0.00E+00	0.00E+00	0.00E+00	0.00E+00	0.00E+00	0.00E+00	0.00E+00	0.00E+00	0.00E+00

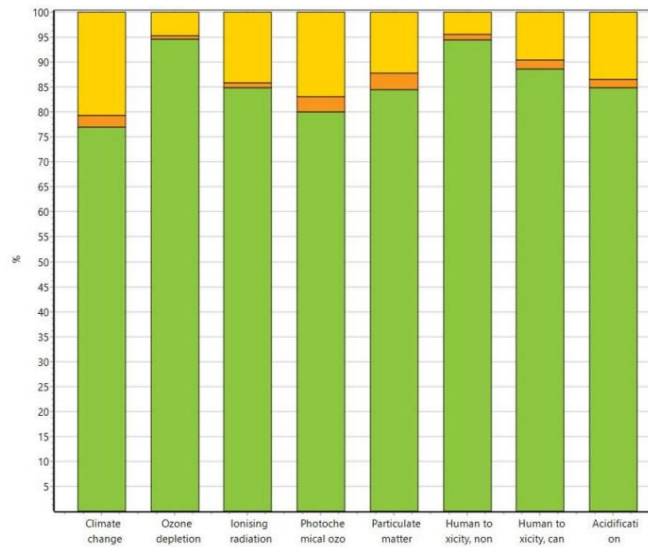
Legend: GWP = 100-year global warming potential; ODP = stratospheric ozone depletion potential; POCP = photochemical oxidant formation potential of tropospheric ozone; AP = soil and water acidification potential; EP = eutrophication potential; ADPE = non-fossil abiotic resource depletion potential; ADPF = fossil abiotic resource depletion potential.

PERE = Use of renewable primary energy excluding renewable primary energy resources used as raw materials; PERM = Use of renewable energy resources as raw materials; PERT = Total use of renewable primary energy resources; PENRE = Use of non-renewable primary energy resources excluding non-renewable primary energy resources used as raw materials; PENRM = Use of non-renewable primary energy resources as raw materials; PENRT = Total use of non-renewable primary energy resources; SM = Use of secondary materials; RSF = Use of renewable secondary fuels; NRSF = Use of non-renewable secondary fuels; FW = Use of fresh water.

HWD = Hazardous waste disposed of; NHWD = Non-hazardous waste disposed of; RWD = Radioactive waste disposed of; CRU = Components for reuse; MFR = Materials for recycling; MER = Materials for energy recovery; EEE = Electricity exported; EET = Thermal energy exported.

Disclaimer (1) This impact category deals primarily with the possible impact on human health of low-dose ionising radiation from the nuclear fuel cycle. It does not address effects from possible nuclear accidents, occupational exposure or from the disposal of radioactive waste in underground landfills. Potential ionising radiation from soil, radon and some building materials are also not assessed by this indicator. (2) The results of this indicator should be used with caution given their high uncertainty or limited experience with the indicator.

The phase responsible for the greatest potential environmental impact is Phase A1 – Raw materials, with a % of up to 94%; followed by Phase A2 – Transport of raw materials, with a % of up to 20%. Phase A3 shows contributions of up to 4%.



Phase A1 – Green; Phase A2 – Yellow; Phase A3 - Orange

Biogenic carbon

The content of biogenic carbon in the product and in the packaging of the finished product has been quantified according to the EN 16449:2014 standard.

Biogenic carbon content	BCR POLY-SF 300	BCR POLY-SF 400
	[Kg C]	[Kg C]
in the product	0.00	0.00
in the packaging of the finished product	0.013	0.018

Differences from previous versions

Not applicable; this is the first issue.

REFERENCES

ISO 14040:2021, Environmental management – Life cycle assessment – Principles and framework.

ISO 14044:2021, Environmental management – Life cycle assessment – Requirements and guidance.

ISO 14025:2010, Environmental labels and declarations - Type III environmental declarations - Principles and procedures.

UNI EN 15804:2012 + A2:2019, Sustainability of construction - Environmental product declarations - Basic development rules by product category.

EPDIItaly Program Regulations Revision 6.0. Issue date 10/30/2023

PCR for construction products: ICMQ-001/15 rev 3 (compliant with EN 15804+A2)

NPCR 009 Part B for Technical – Chemical products for the building- and construction industry version 3.0 061021

Background Report. Life Cycle Analysis of Chemical Anchors. Bossong SpA January 2024.

26/01/2024. Edited by Greenwich Srl